

## PbS near-infrared detector

### Single-Pixel thin-film encapsulated on PCB

#### Features

- COB for direct PCB mounting
- Castellated holes for easy soldering
- High durability for rugged operation
- Very high sensitivity
- Room temperature operation

#### Applications

- Flame monitoring
- Flame and spark detection
- Gas detection and analysis
- Spectroscopy
- Temperature measurement
- Moisture measurement

### Electrical and optical characteristics

Type No.	Active area [mm x mm]	Peak responsivity S [V/W]	
		Typ.	Min.
PbS005005 BC_PCB	0.5 x 0.5	$16 \cdot 10^5$	$10 \cdot 10^5$

- Measured with 1550 nm LED, incident power  $16 \mu\text{W}/\text{cm}^2$
- Measured in a voltage divider circuit with 50 V/mm
- Photo responsivity and detectivity are measured with constant load resistance ( $R_L = 1 \text{ M}\Omega$ ) and calculated for matched resistance

Element temperature [°C]	Peak wave-length $\lambda_P$ [ $\mu\text{m}$ ]	20% cut-off wavelength $\lambda_C$ [ $\mu\text{m}$ ]	Peak $D^*$ (620 Hz, 1 Hz) [ $\text{cm}\cdot\text{Hz}^{1/2}/\text{W}$ ]		Time constant [ $\mu\text{s}$ ]	Dark resistance $R_D$ [ $\text{M}\Omega$ ]
			Typ.	Min.		
22	2.7	2.9	$1 \cdot 10^{11}$	$0.8 \cdot 10^{11}$	200	0.3 – 3

#### COB on PCB attachment

- Use clean, soft rubber tip for pick and place handling
- UV-curing is not suitable due to permanent damage by UV light exposure
- Element temperature should never exceed 70°C

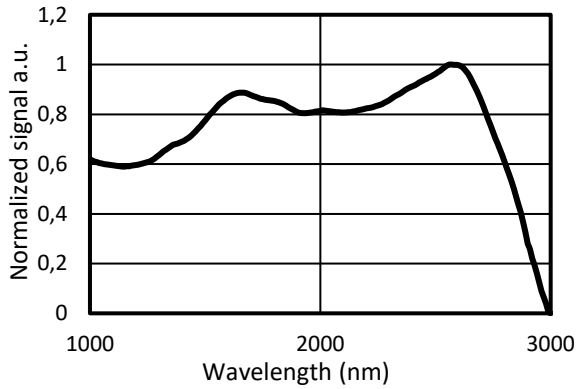
#### Soldering

- Product is not compatible with reflow soldering
- Element temperature should never exceed 70°C
- Detector should not be exposed to prolonged heat
- Exposing detector to flux damages thin-film encapsulation
- Recommendation: Careful hand soldering with low flux solder and short soldering time

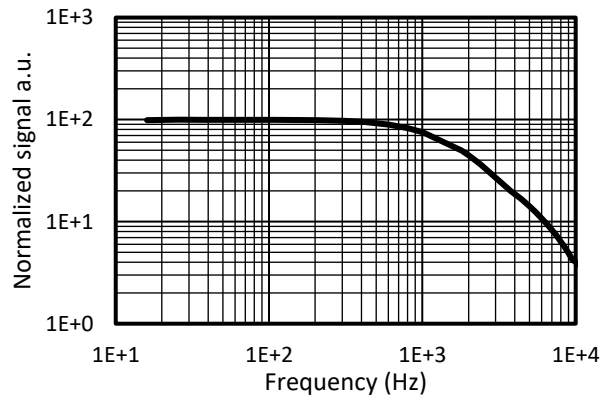
## PbS near-infrared detector

### Single-Pixel thin-film encapsulated on PCB

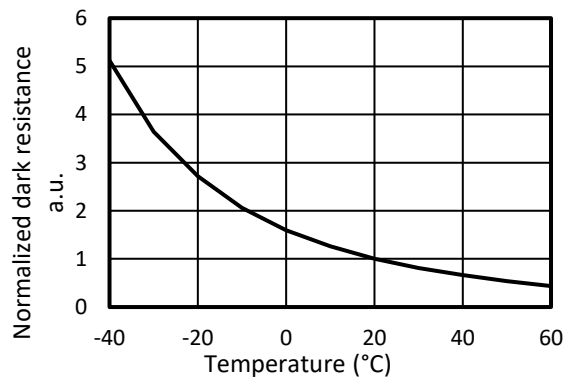
#### Typical spectral response



#### Typical frequency response



#### Typical resistance change over temperature



#### Storage

- Storage temperature: -55°C to 70°C
- Exposure to UV light results in permanent damage
- Prolonged exposure to visible light results in temporary low dark resistance

#### Handling

- Active area is scratch sensitive, protect top surface from any mechanical contact
- Ensure dust-free environment for device handling
- Operating temperature: -30°C to 70°C

#### Regulatory

For the use of Hertzstück™ PbS and PbSe infrared photodetectors in medical devices, monitoring and control instruments and consumer applications RoHS exemptions apply.

For automotive applications Hertzstück™ PbS and PbSe infrared photodetectors fall under ELV exemption.

PbS near-infrared detector  
 Single-Pixel thin-film encapsulated on PCB

Mechanical outlines and land pattern (dimensions in mm)

